

**BID IN-PERSON
OR ONLINE.**

PUBLIC

AUCTION

PLANT CLOSED



CONTROLLED AUTOMATION ABL-100 ANGLE LINE



PEDDINGHAUS ABC1000/4B BEAM COPER



JET BS-44 WHEEL BLAST / CLEANING MACHINE

PLANT CLOSED

POWELL STEEL CORPORATION

625 Baumgardner Rd. in Lancaster, PA 17603

**WEDNESDAY, APRIL 16TH
STARTS AT 10AM**


Inspection: Day Prior to Auction from 9AM - 4PM



(400+) TONS PLATE & STRUCTURAL STEEL



CATERPILLAR 8,000-LB. TELEHANDLER



(4) DEMAG 15-TON DOUBLE GIRDER BRIDGE CRANES



(2) P&H 90-TON TRUCK CRANES



as new as 2008

(5) FORD F550 SERVICE TRUCKS

Sale Conducted By:



P.O. BOX 369
ROSS, OHIO 45061
PH (513) 738-3311
FAX (513) 738-0221



2020 DUNLAP ST.,
CINCINNATI, OHIO 45214
PH (513) 241-9701
FAX (513) 241-6760

In Conjunction With:



105 REVERE DRIVE,
SUITE C
NORTHBROOK, IL 60062
PH (224) 927-5320
FAX (224) 927-5311



CONTROLLED AUTOMATION ABL-100 ANGLE LINE



PEDDINGHAUS ABC1000/4B BEAM COPER



FABRILINE / CONTROLLED AUTOMATION BEAM PUNCH LINE



JET BS-44 WHEEL BLAST / CLEANING MACHINE



KALTENBACH MITERING BASE COLD SAW



(NEW) MILLER CP302 WELDING POWER SUPPLY



MG APOLLO 9' X 20' SHAPE CUTTER



HYD-MECH 13' X 18' HORIZONTAL BAND SAW



(2) MARVEL 18' X 22' 8-MK-1 VERTICAL BAND SAW



MILLER BIG BLUE 400P WELDING GENERATOR



MILLER SYNCROWAVE 350XL TIG WELDER

ANGLE / BEAM LINES

1997 CONTROLLED AUTOMATION ABL-100 Angle Line, S/N 96-48, 115-Ton Punch, 1-9/16" Hole, Double Cut Shear, 215-Ton Shear Capacity, 8" x 8" x 3/4" Angle / 8" x 3/4" Bar Capacity, 1-1/2" x 1-1/2" x 3/16" Min. Angle Feed, 60" Angle Conveyor w/Power Feed, 30' Exit Conveyor, CNC Controls
1989/2002 FABRILINE / CONTROLLED AUTOMATION Beam Punch Line, 5-Punches, 100-Ton Capacity, Bridge Type Webb Punch, 10" x 36" Max. Capacity, CNC Retrofit Controls
1988 PEDDINGHAUS ABC1000/4B

Beam Coper, 4-Torch, 36" Beam Capacity, CNC Controls

BLAST / CLEANING MACHINES

JET Wheel Blast, Model BS-44, S/N JW-80098, 8-Wheel, 15-HP Each, (2) Material Elevators, Dust Collector, 66" x 75" Pass Through Openings, Cleveland Tramrail Overhead Monorail Conveyor, 5-Ton Capacity Each Rail Car, 60' Material Reclaim Auger
CLEMCO 6-Cu/Yard Capacity Portable Blast System

SAWS

KALTENBACH HDM1300 Mitering Base



**METAL MUNCHER PS4800
HYDRAULIC PLATE SHEAR**



**NIAGARA 1R8-10GA 8' X 10 GA.
POWER SQUARING SHEAR**



2010

**2010 ERCOLINA TB60
TUBE BENDER**



PIRANHA P50 IRONWORKER



PIRANHA SEP120 120-TON SINGLE END PUNCH



PEDDINGHAUS F-1154 150-TON FABRIPUNCH



PEDDINGHAUS 210A/20 IRONWORKER


Cold Saw, Capacities: 12" x 1/2" Tube, 3"-16' Round & Square, 8" - 40" I-Beams
HYD-MECH 13" x 18" Horizontal Band Saw, Model S-20A, 0-400 FPM, 24" Roller Shuttle Table w/Single Vise
(2) MARVEL 18" x 22" Vertical Band Saw, Series 8, Model 8-MK-1, 50-300 FPM, 33" x 24" Work Table w/Single Vise (S/N 820559 w/18" x 10' & 18" x 15' Roller Conveyor)
MARVEL 18" x 22" Vertical Band Saw, 8 Series, Model 8/M8/M9/S1, 33" x 24" Table w/Single Vise
WILTON Cold Saw • EVOLUTION Hand Steel Cutting Saw • STIHL TS400 Abrasive Chop Saw

DRILLS

CINCINNATI BICKFORD 9" Col. x 4' Arm Radial Arm Drill, MT 6-Spindle, 45-1,800 RPM, Drill Box
INVEMA 9" Col. x 36" Arm Radial Arm Drill, MT 4-Spindle, 37-1,130 RPM, 18" x 23" x 14" Box
CRAFTSMAN 20" & CHICAGO 14" Drill Presses
POWERMATIC Drill Press, 325-2,000 RPM

FABRICATING

METAL MUNCHER PS4800 Hydraulic Plate Shear, 18" x 1" to 48" x 3/8" Capacities, 10' x 36" Roller Conveyor
NIAGARA 8' x 10 GA. Power Squaring Shear, Model 1R8-10GA, 95" Squaring Arm, (3) Front Gage Supports
2010 ERCOLINA TB60 Tube Bender, Bending Dies: 1", 1-1/4" & 2"
PIRANHA 120-Ton Single End Punch, Model SEP120, 18" Press Brake & 4-Way Die, Hydraulic Power Supply
PEDDINGHAUS 150-Ton Fabripunch, Model F-1154, 30" Throat, (2) 47" x 23-1/2" Roller Ball Tables, Hydraulic Power Supply, CNC Control
PEDDINGHAUS 210A/20 Ironworker, 1-3/16" Thru 7/8" Punch, 6" x 6" x 1/2" Angle Shear, 13-5/8" x 1/2" Plate Shear
PIRANHA P50 Ironworker, 50-Ton Punch, 3/4" x 10" to 5/8" x 14" Plate Shear, 5" x 5" x 3/8" Angle Shear, 1-1/2" Round, 1" Square, Coper Notcher
ARONSON 3,000-lb. Pipe Turning Rolls, Model SPRD3, 11" x 3" Wheel, 14" Center, Power & Idler
NITTO HB-15B Hand Plate Beveler, 15°-45° Bevels
JARECKI 1/2" Wrought Iron Twister



WELDING & RELATED

MG APOLLO 9' x 20' Shape Cutter, (2) Oxy/Acetylene Torches, 111" x 21" Tank, 3/16" x 8" Capacity, Northrup Grumman Optical Tracer, MG Gas Mixer, SYSTEM 80 CNC Control
MILLER Spectrum 3080 Plasma Cutter, Approx. (60) Assorted Welders (MIG, TIG, Stick, & Welding Generators & Power Supplies) MILLER & LINCOLN (12) MILLER & LINCOLN Wire Feeders • Wire Feeders • Track & Plate Burners • Dry Rod Ovens • S/A Trailer • Gas Mixer Stations • Welding Wire, Gloves & Hoods • Consumables • Torch Parts • Oxy-Ace Bottle Cages

FORKLIFTS

TOYOTA 22,000-lb., Diesel, 230" Lift, Dual Front, Pneumatic Tires, Enclosed
YALE 16,900-lb., Model GDP190DBEPCV1635, Diesel, Dual Front, Pneumatic Tires, Side Shift, Enclosed
CATERPILLAR 14,500-lb., Model DP70, Diesel 146" Lift, Dual Front, Pneumatic Tires, Side Shift, Enclosed
CATERPILLAR 13,200-lb., Model DP70E1-D, Diesel, 148" Lift, Dual Front, Pneumatic Tires, AM/FM, Air, Heat, Enclosed
(2) 2008 YALE 10,000-lb., Model GLC100, Solid Tires, 92/185" Triple Mast, LPG, Lever Shift, Fork Positioner
TOYOTA 7,000-lb., Model 7FGU35, 187" Lift, LP, Cushion Tires, Side Shift, ROPS
2007 YALE 7,000-lb., Model GLC070, Solid Tires, 92/185" Triple Mast, LPG, Lever Shift, Fork Positioner

YALE 5,000-lb., LP, 3-Stage Mast, Cushion Tires, Side Shift, ROPS

CATERPILLAR 8,000-lb. Telehandler, Model TH83, 3054 Diesel, 41' Lift Height, 4X4, 7,283 Hours

BRIDGE CRANES

(4) DEMAG 15-Ton x 74' Span Double Girder Bridge Cranes, Top Running Bridge & Hoist, 6-Way Pendant, Hoist Motor Cooling Fan
CRANE AMERICA 5-Ton x 74' Span Double Girder Bridge Crane, Top Running Bridge & Hoist, 6-Way Pendant
2-Ton x 28' Span Bridge Crane, Underhung w/(2) 1-Ton Underhung Hoists w/Electro Magnetics
1-Ton x 25' Span Bridge Crane, Underhung Bridge & Hoist, CM Electric Hoist

MATERIAL HANDLING

(2) Power Roller Conveyor Lines: 44" w/24" Spacing, 160' (Inside) w/(9) 24" Chain Drive Transfers & 42" w/14" & 21" Spacing, 400' (inside) w/(12) 16' Transfer Lines, Plus 135' Incomplete 42" Width Power Roller Conveyor, (2) Controllers
43" x 56" Power Feed Roller System, 24" Centers, (5) Loading Arms, (4) Chain Drive Transfer Carriages, 35' Length Each, Conveyor Controller
(2) 56" x 43" Power Roller Exit Conveyors, 24" Centers w/(4) Chain Drive Transfer Carriages, 35' Length Each
60" x 33" Power Roller Conveyor, 24" Centers
Assorted Roller Conveyor
 Roller Conveyor • Crane Man Lift •

Material & Platform Scissor Lifts • 5-Ton Crane Block • Plate Lifting Magnets • (40) Plate Lifting Clamps to 10-Ton • Rail-Mount Material Carts • (30) 5,000-lb. Metal Horses • (26) Shoring Posts • (100) LIFT-ALL Cable Slings (NEW) • Clevis Hooks • Come-A-Longs • Transit / Level Tripods • Chainfall Hoists • Machine Skates • (40+) Lifting Chains, Straps, 2-Way Hooks

SURPLUS MATERIAL

(400+) Tons Plate & Structural Steel, Some Galvanized • Partial Inventory of Full Plates & Drops / Assorted Drops Round, Square & Rectangular Tube • I-Beams • Structural T • MC & Channel

INSPECTION

LCI Laser, Model 531 Autolaser
DAVID WHITE Transit
(13) SOKKIA & DEWALT Laser Levels
SKIDMORE-WILHELM Bolt Tension Calibrator
ARMSTRONG 1,400 ft/lb. Dial Torque Meter
ARMSTRONG 600 ft/lb. Click Type Torque Wrench
MIKROTEST Magnetic Coating Thickness Gauge
TESTEX .0001" - .050" Thickness Tester

AIR COMPRESSORS & DRYERS

2009 INGERSOLL RAND 185 Air Compressor, Diesel, Trailer Mount, Ball Hitch, 1,822 Hours



YALE 16,900-LB. FORKLIFT



CATERPILLAR 14,500-LB. FORKLIFT



CATERPILLAR 13,200-LB. FORKLIFT



(2) 2008 YALE 10,000-LB. FORKLIFTS




CATERPILLAR 13,200-LB. FORKLIFT




CATERPILLAR 8,000-LB. TELEHANDLER



POWER ROLLER CONVEYOR LINES



(4) DEMAG 15-TON X 74' SPAN DOUBLE GIRDER BRIDGE CRANES



(2) 56' X 43" POWER ROLLER EXIT CONVEYORS

(2) CURTIS Rotary Screw Air Compressor, Models RS75 (75-HP) & Model RS20A (20-HP)
(2) CURTIS Refrigerated Air Dryers, Models CDS325 & 100

TRUCK CRANES

1974 FWD/GROVE 18-Ton, Truck Model 64-1850, Diesel, 5-Speed, 6X4, Crane Model TM180, 28'-70' Boom, Outriggers, 6,952 Hours
1977 GROVE 35-Ton, Truck Model 8435G, Diesel, 13-Speed, 8X4, 42,817 Miles, Crane Model TMS30, 34'-104' Boom, Outriggers
(2) P&H 90-Ton, Model 790-BTC, 3,384 Hours, Diesel, 10-Speed, 8X4, Crane, Approx. 140' Boom, 4,087 Hours
1980 LORAIN 90-Ton MC790 Moto Crane, Diesel, 8X4, Approx. 130' Boom w/30' Jib

TRUCKS

2008 MACK CXU613 Day Cab Tractor, Mack MP8-445C / 338-HP Diesel, Eaton Fuller 10-Speed, Sliding 5th Wheel, Air Suspension, 185" Wheel Base, 187,000 Miles
(5) FORD F550 Service Trucks, Diesel, Auto, Crew Cab, 9' Service Truck Body, Headache Rack, As New as 2011
Chevrolet Water Truck, Diesel, 10-Speed, 17' Water Tank / 2,500-Gallon
1999 GMC 3500 Service Truck, Diesel, Auto, 8' Service Truck Body, Headache Rack, 216,336 Miles
(2) 1998 CHEVROLET 3500 Service Trucks, Gas, Auto, Crew Cab, 8' Service Truck Body, Headache Rack, 274,308 Miles (1998) & 253,188 Miles (1997)

(2) 2002 FORD F450 Service Truck, Diesel, Auto, Crew Cab, 9' Service Truck Body, Headache Rack, 202,955 Miles (2002-9' Body) & 253,313 Miles (2002-8' Body)
2001 FORD F450 Flatbed Truck, Diesel, Auto, 9' Flatbed, Headache Rack, 324,225 Miles
1991 DODGE Ram 3500 Truck, Diesel, Auto, Headache Rack, 240,855 Miles
1989 GMC 2500 Truck, Gas, Auto, 263,259 Miles
2000 DODGE Ram 1500 Truck, 4X4, Gas, Auto, Leather, Extended Cab, Bed Cover, 193,438 Miles
1997 FORD F450 Truck, Diesel, 4-Speed + OD, No Bed
2004 FORD F250 Truck, Gas, Auto, 213,478 Miles
1998 CHEVROLET S10 Truck, Gas, Auto, Extended Cab, 214,917 Miles
2007 FORD F350 Passenger Van, Gas, Auto, 3-Row / 11-Passenger Seating, 75,834 Miles
(2) FORD Explorers, Auto, (2002) 59,004 Miles & (1998) 196,574 Miles, Leather
1992 OTTAWA Yard Jockey, Model YT30, Diesel, 4-Speed Automatic

TRAILERS

2004 FONTAINE 48' T/A Step Deck Trailer, 10' Deck, Spread Axle, Air Suspension
2000 TRANSCRAFT 48' T/A Flatbed Trailer, Spread Axle, Air Suspension
(2) PEQUEA T/A Trailers, Model 716 Deck Over, 9,999 GVWR, 87" x 17' Wood Deck, 2008 & N/A

(2) 1996 GREAT DANE 48' T/A Drop Deck Trailers, 11' Shelf, Wood Deck
FONTAINE 48' T/A Flatbed Trailer, Wood Deck
1999 GREAT DANE 48' T/A Flatbed Trailer, Wood Deck
FRUEHAUF 48' - 75' T/A Expandable Flatbed Trailer, Wood Deck, Cab Shield (ID #58)
(2) GREAT DANE 45' T/A Flatbed Trailers, Model GPMS245, Air Suspension, Wood Deck
FRUEHAUF 42' T/A Flatbed Trailer, Wood Deck, Cab Shield (ID #65)
1980 FONTAINE 40' - 60 T/A Expandable Flatbed Trailer, Wood Deck, Cab Shield (ID #26)
FRUEHAUF 40' - 65' T/A Expandable Flatbed Trailer, Wood Deck, Cab Shield (ID #24)
(2) 40' T/A Flatbed Trailer, Wood Deck, Cab Shield: 1973 BROWN (ID #69) & 1971 FRUEHAUF (ID #66)
FRUEHAUF 38' T/A Flatbed Trailer, Steel Deck
(2) 1968 FRUEHAUF 38' T/A Flatbed Trailers, Wood Deck, Cab Shield (ID #73) & (ID#76)
38' Tri-Axle Flatbed Trailer, Wood Deck, Cab Shield
(2) FRUEHAUF 28' S/A Van Type Jobsite Trailer
1962 TRAILMOBILE Modified T/A Flatbed Trailer, Morgan 20' Box / Jobsite Trailer, Rear Access Stairs
29' T/A Trailer, Steel Grated Deck, Ramps

1997 AJAX T/A Container Trailer S/A Generator Mountable Trailer

MISCELLANEOUS

(16) SPIDERLINE Horizontal Lifeline Systems / Fall Safety Protection
ARCAN 40-Ton Shop Press, 26" Between Housings
POWERMATIC 1200 Drill Press
Drill Point Sharpeners
Several Double End & Belt Grinders
(5) GRACO Paint Pumps
COATS 20-20 Superstar Tire Changer - 10-Ton Body & Frame Kit - Large Vehicle Repair Inventory
Generator - Pressure Washers - Battery Chargers, Tractor
(15) KNAACK & JOBOX Jobsite Tool Boxes - Tool Boxes - Hardware & Cabinets - 2-Wheel Hand Carts - Wheel Dolly - 1-Yard Dump Hoppers - 40' Container - Rack - SAFE-T-WAY Fluid Storage Cans (NEW) - Off-Road Diesel Tanks w/Pumps
(200+) Hand Tools (NEW & Used) - MILWAUKEE 4" Band Saws - Abrasive Chop Saws - Grinders & Drills - RYOBI Cordless Saw Set - Reciprocating Saws - ID Sanders - TONE Shear Wrenches - (3) HILTI Powder Actuated Nail Gun
12-Ton Jack Stands - Ladders - Air Circulators - Rotary Parts Bins - (200+) Hand Clamps - Studs - Taper Shank Drill Bits - Grinding Wheels, Discs & Belts - HILTI Threaded Rods & Screw Tubes



FWD/GROVE 18-TON & GROVE 35-TON TRUCK CRANES



(2) P&H 90-TON TRUCK CRANES



2008

2008 MACK CXU613 DAY CAB TRACTOR



2 OF 5

as new as 2011

(5) FORD F550 SERVICE TRUCKS



1 OF 2

(2) 2002 FORD F450 SERVICE TRUCKS



CHEVROLET WATER TRUCK



2004 FORD F250 PICKUP TRUCK



2004 FONTAINE 48' T/A STEP DECK TRAILER



2000 TRANSCRAFT 48' T/A FLATBED TRAILER



(2) GREAT DANE 48' T/A DROP DECK TRAILERS



FRUEHAUF 48' - 75' & 40' - 65' T/A EXPANDABLE FLATBED TRAILERS



JLG 1,000-LB. PLATFORM SCISSOR LIFT



OTTAWA YT30 YARD JOCKEY

PUBLIC PUBLIC

AUCTION

PLANT CLOSED

POWELL STEEL CORPORATION

625 Baumgardner Road in Lancaster, PA

**WEDNESDAY, APRIL 16TH
STARTS AT 10AM**

Inspection: Day Prior to Auction from 9AM - 4PM



(2) P&H 90-TON TRUCK CRANES

**Myron Bowling
Auctioneers**
P.O. BOX 369
ROSS, OHIO 45061



CONTROLLED AUTOMATION ABL-100 ANGLE LINE



PEDDINGHAUS ABC1000/4B BEAM COPER


PRE-SORT
FIRST CLASS
U.S. POSTAGE
PAID
CINCINNATI, OHIO
PERMIT NO. 5714

**FIRST CLASS
MAIL!**

Important Mail


TO BE DIRECTED TO THE ATTENTION
OF EXECUTIVE PERSONNEL

PUBLIC



AUCTION

PUBLIC



PLANT CLOSED

POWELL STEEL CORPORATION

625 Baumgardner Road in Lancaster, PA

**WEDNESDAY, APRIL 16TH
STARTS AT 10AM**

Inspection: Day Prior to Auction from 9AM - 4PM

IMPORTANT NOTICE:

Although information has been obtained from sources deemed reliable, the auctioneer makes no warranty or guarantee, expressed or implied, as to the accuracy of the information herein contained. It is for this reason that buyers should avail themselves of the opportunity to make inspection prior to the sale. This brochure is intended to provide general information of the equipment being offered and is subject to errors, omissions, additions or deletions. Please check with the Auctioneer's Office for a final listing. Items offered may or may not necessarily be sold as described and/or photographed in this brochure.

MAIL BIDS ACCEPTED WITH A 25% DEPOSIT

TERMS OF SALE

All of the above is sold "as is", "where is" to the highest bidder or bidders for cash in accordance with our regular terms and conditions of sale. A deposit of 25% on all purchases is required in **cash, certified or cashier's check**, made payable to Myron Bowling Auctioneers, Inc. Firm or personal checks accepted only if accompanied by a letter of credit from your bank guaranteeing your funds. Balance due at conclusion of sale. All sales are subject to state and/or local sales tax, unless a signed exemption form is presented at the time of purchase. No merchandise may be removed while the sale is in progress. **15% Buyer's Premium Onsite**
18% Buyer's Premium Online.

DIRECTIONS

From Harrisburg, take PA-283 E approx. 27 miles to PA-741/ McGovernville Road towards Millersburg. Go 8.5 miles on PA-741 E to PA-324 S / Marticville Road. Turn right onto PA-324 S and go 2.0 miles to Baumgardner Road. Take a sharp left onto Baumgardner Road and go .7 miles. Auction site is on the left.

LODGING

Double Tree by Hilton - (717) 464-2711
2400 Willow Street Pike 17602

Wingate - (800) 337-0077
2110 Lincoln Highway East 17602

Marriot - (717) 239-1600
25 South Queen Street 17603

AUCTIONEERS

AUCTION LICENSE NUMBERS:

Myron C. Bowling - AU003150R
Myron Bowling Auctioneers, Inc. - AY000090L



Sale Conducted By:



P.O. BOX 369
ROSS, OHIO 45061
PH (513) 738-3311
FAX (513) 738-0221



2020 DUNLAP ST.,
CINCINNATI, OHIO 45214
PH (513) 241-9701
FAX (513) 241-6760

In Conjunction With:



105 REVERE DRIVE,
SUITE C
NORTHBROOK, IL 60062
PH (224) 927-5320
FAX (224) 927-5311